# Taking Action on Racial Equity and Justice

## Learning Challenge Series — Discussion Guide

---

Create a Better World Through Environmental Justice

**Click or tap here to watch a special message from Dolores Huerta, founder of the Dolores Huerta Foundation, social justice advocate, and recipient of the Presidential Medal of Freedom for her civil rights work and leadership in the labor movement.**

# Create a better global environment

Environmental justice impacts millions of people around the world. How will you make sure that everyone in your community has access to a healthy environment to live, learn, and work in?

Creating a better world through environmental justice is a great way to ensure that Indigenous populations, people of color, and those living in poverty aren't disproportionately impacted by environmental issues.

Educational institutions around the world reflect the communities they serve. And today, learning happens everywhere — not just in classrooms.

To begin the journey of making lasting social change, we've created this guide that helps you explore ways to make the world a better place by improving the environment.

As you take on this third challenge in the series, **Create a Better World Through Environmental Justice**, be prepared to use your voice and be inspired to make a difference wherever you are.

# What Is Environmental Justice?

Environmental justice is the fair treatment and meaningful involvement of all people — regardless of race, color, national origin, or income — in the development, implementation, and enforcement of environmental laws, regulations, and policies.* Around the world, there are common environmental challenges.

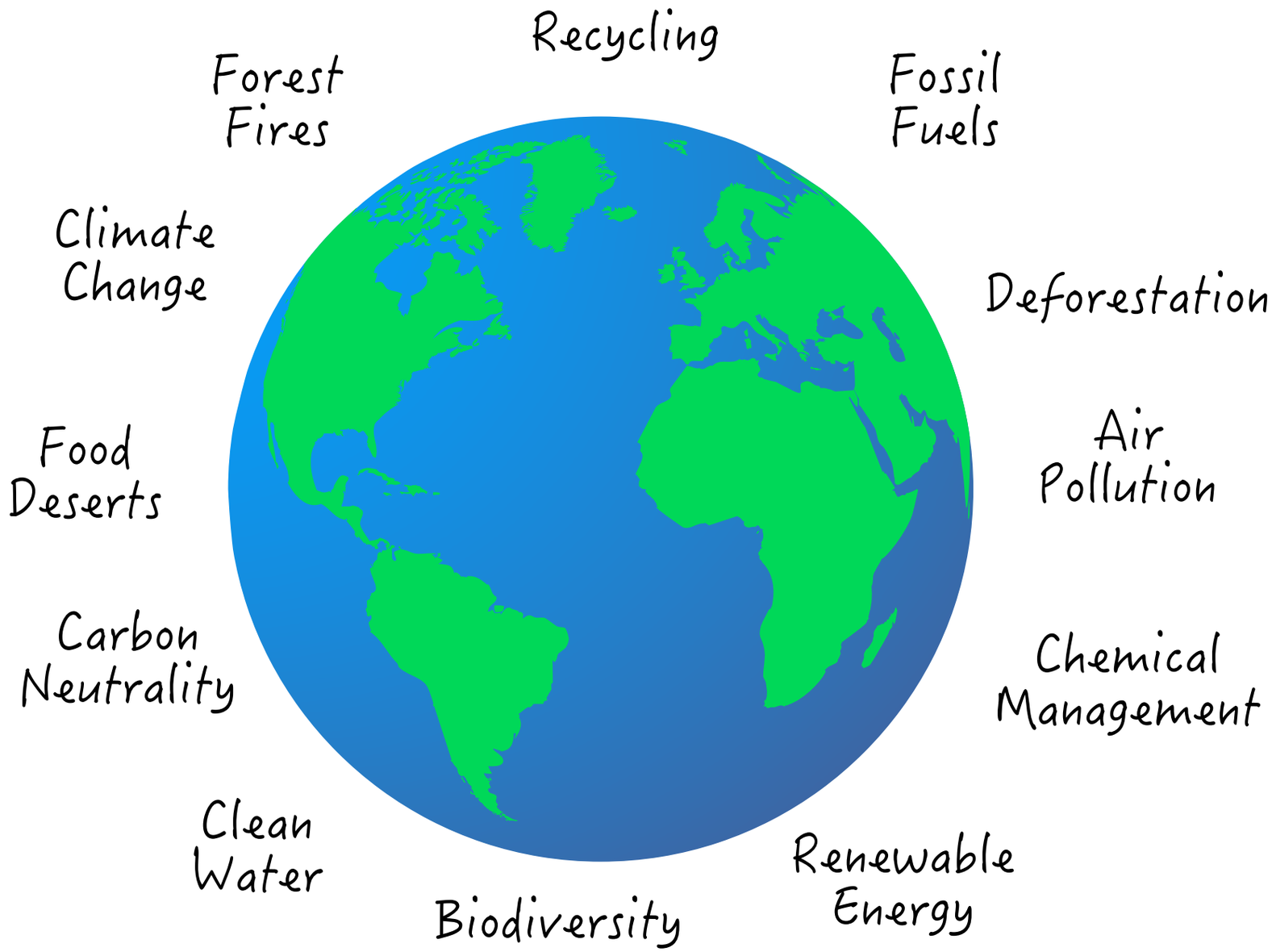


*epa.gov/environmentaljustice

# Resources About Environmental Justice

Many important environmental justice resources are available that can help you generate thoughts, inspire questions, and provide a good foundational knowledge for this challenge. You can return to these resources anytime to further explore concepts and ideas.

**Review the environmental justice resources**

- United Nations Department of Economic and Social Affairs
- United States Environmental Protection Agency
- The Lawrence Hall of Science: Environmental Literacy Curriculum Connections
- The Redford Center
- UNEP GEO-6 report
- UNEP GEO-6: What is the outlook for humanity?
- Environmental Rule of Law report
- Global Climate Ligitation Report
- Together We Can Make It Happen



# Framework

Use the Challenge Based Learning framework to help organize your thoughts, ask questions, and conduct and synthesize research to design your solution. You can download the companion workbook from page 18 to capture your ideas.

## Act

Don't stop at defining your solution — make sure to put it into action! Then evaluate its effectiveness and determine which refinements could have the most impact.



Based on what I've learned, what specific actions can I (or we) take to make a difference?

## Engage

Connect with the big idea, think about the impact on you personally, consider new viewpoints, and focus on the challenge's call to action.

What changes do I (or we) want to see in the community? Whose stories can show a need for this change?

## Investigate

Ask questions, find ways to research these questions, and analyze your findings to help define your solution.

What do I need to know to help me (or us) better understand so that I (or we) can create a compelling solution?

# Engage

During the Engage phase, you'll identify and connect to a big idea, come up with questions to personalize the idea, then narrow them down to one essential question. Below you'll see how this phase is applied to the challenge, Create a Better World Through Environmental Justice.

**Big Idea:** Environmental Justice

**Essential Question:** How can we ensure that everyone has access to a healthy environment to live, learn, and work in?

**Challenge:** Create a better world through environmental justice, and share it with the world.

**Tip:** A challenge begins with a verb. It's immediate, it's actionable, and it builds excitement.



# Investigate

During the Investigate phase, you'll identify guiding questions. These are important questions you need to ask to begin developing a solution to the challenge. Below are some sample guiding questions ( ).

**Determine your questions:** Now it's time to think of as many guiding questions as you can. What do you need to know before you can begin designing a solution?

Guiding Questions

- What are some examples of environmental justice projects that have impact?
- How does environmental justice impact me and my community?
- What are my community's most pressing environmental issues?

**Research your questions:** Now that you have your guiding questions, you're ready to begin your research. Who can you interview? What other perspectives are out there? Capture the activities and resources you need to find answers to your guiding questions.

**Activities and Resources**

- Attend an environmental conference to discover sustainability efforts happening globally.
- Meet with a local conservationist to understand what they do to protect and preserve the environment.
- Read articles to learn about key environmental organizations in my community.



**Guiding activity:** Get creative with drawing, photography, video, or music as a way to ask your guiding questions in a short video, a collage, a poster, or another creative expression.

**Evaluate your research findings:** Once you've completed your research, you'll synthesize ( 🔥 ) the ideas and identify any new perspectives based on the findings. This will lead you toward a solution to this challenge.

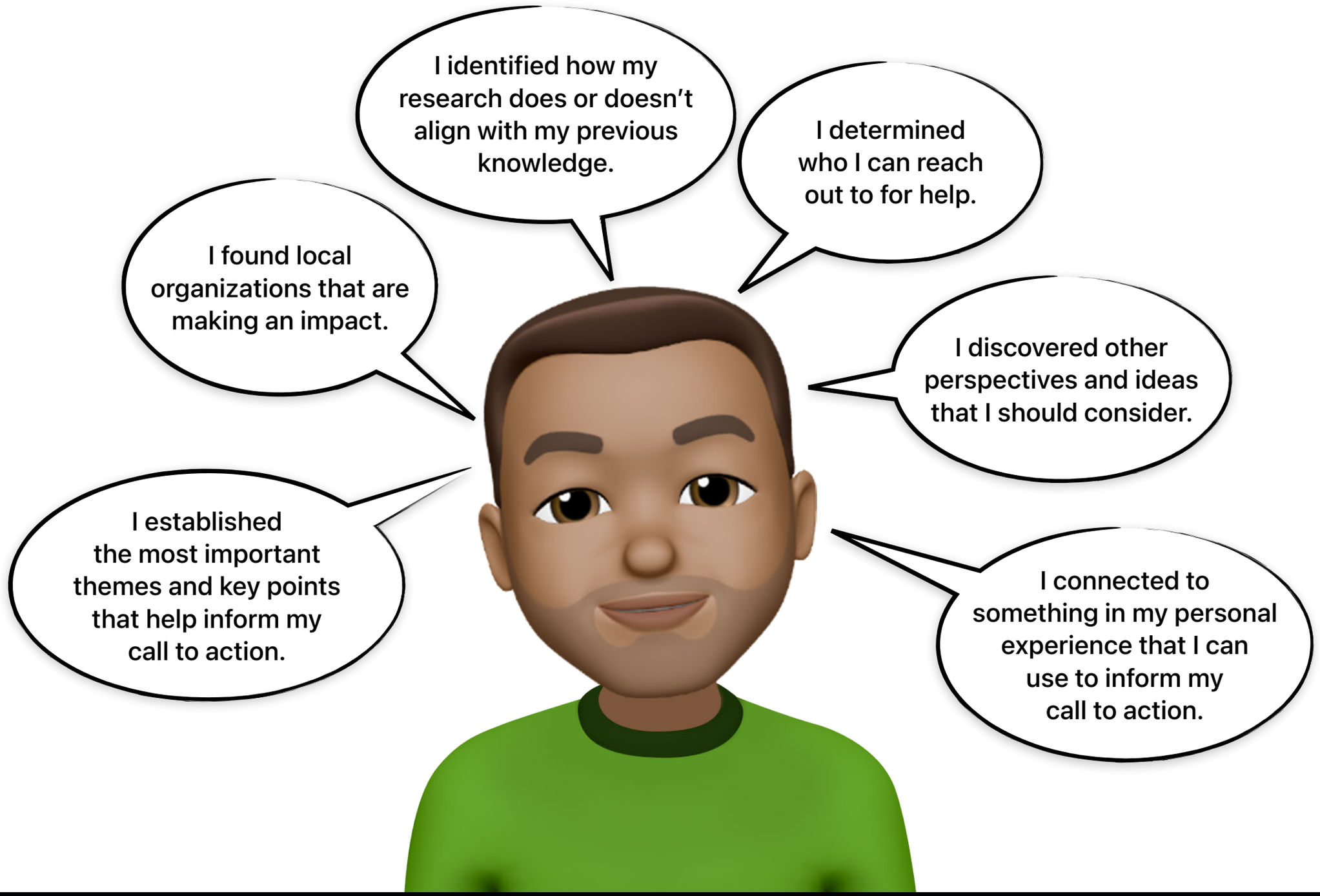

# Act

In this final phase, it's now time to define your solution ( ) to the challenge.

**Remember:** A challenge can have many solutions when there are diverse perspectives, which helps keep people more involved, engaged, and interested in the outcome.

**Act:** Write or sketch your plan of action, including the specific steps you'll take to implement ( ) your solution and how you'll share your results with others.

Plan of Action

- Create the Clean Beaches campaign.
- Develop a marketing plan to promote the ABC Beach cleanup event.
- Capture images of the beach cleanup process in action.
- Collect feedback and quotes from participants to measure the impact.

**Share:** It's time to share how you came to your solution and the result of putting it into action. You can use creativity to express the impact of your solution through videos, poems, drawings, and photos. Don't forget about your creations from the guiding activity on page 11. Then share your story with the world using #ChallengeForChange!

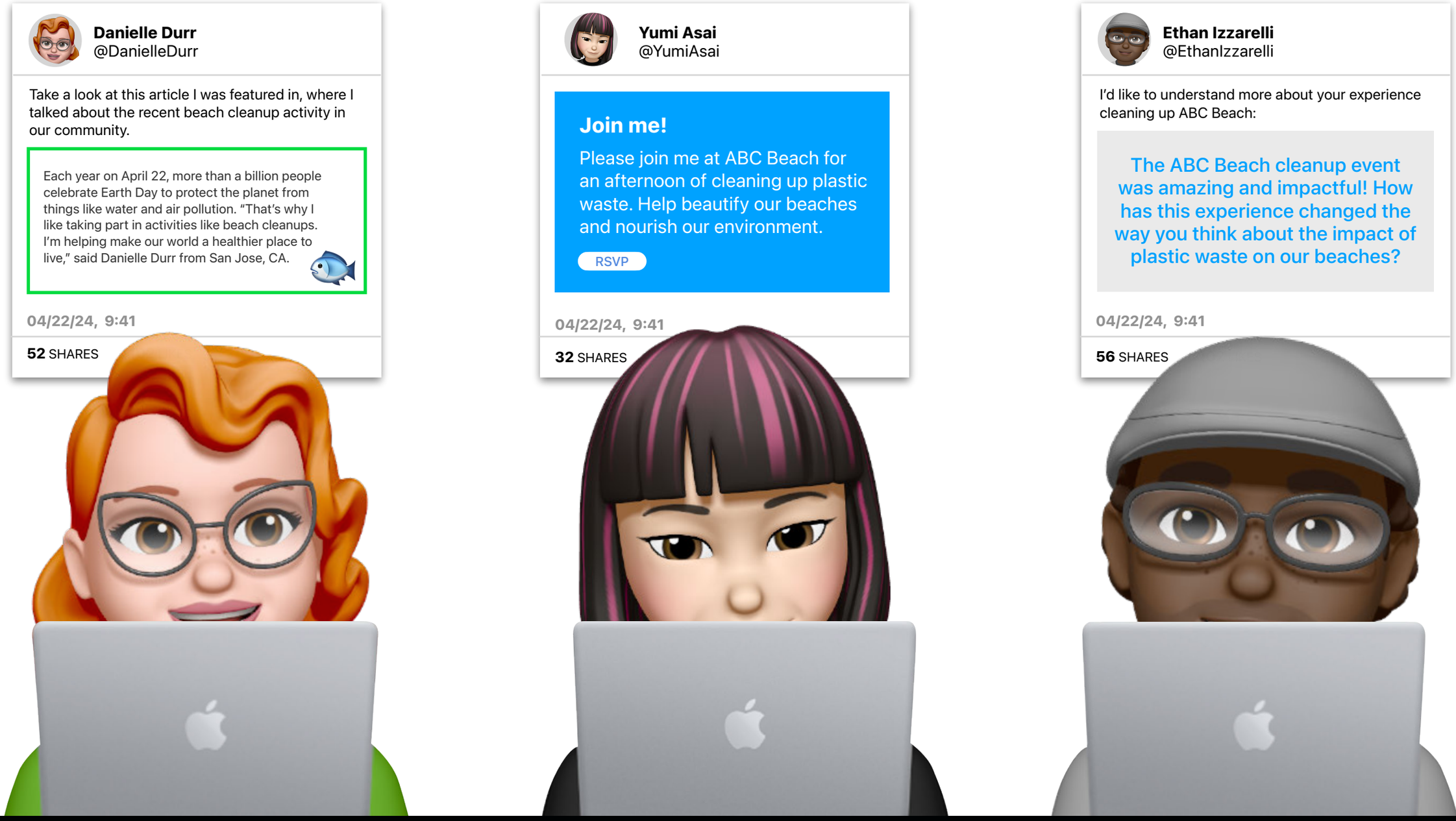

**Join the conversation:** As you reflect on this process, you can visit the Apple Education Community to share insights, get new ideas, and inspire others.

## Spread the word.

Share your success stories on social media using #ChallengeforChange.

## Connect in the Forum.

Join the conversation with other educators and share your reflections in the Forum.

# 30 Creative Activities

As we look for ways to improve our world, it's important to acknowledge that environmental issues disproportionately affect different members of our society. Small acts, multiplied by many, can have a big impact.

Apple has developed 30 creative activities that make it easy for individuals, groups, and entire communities to support the environment, both in and out of the classroom.

**Each activity includes:**

- **What You Can Do:** Actions to take
- **Why It's Important:** A description of the environmental challenge

Download 30 Creative Activities to Help the Environment ›

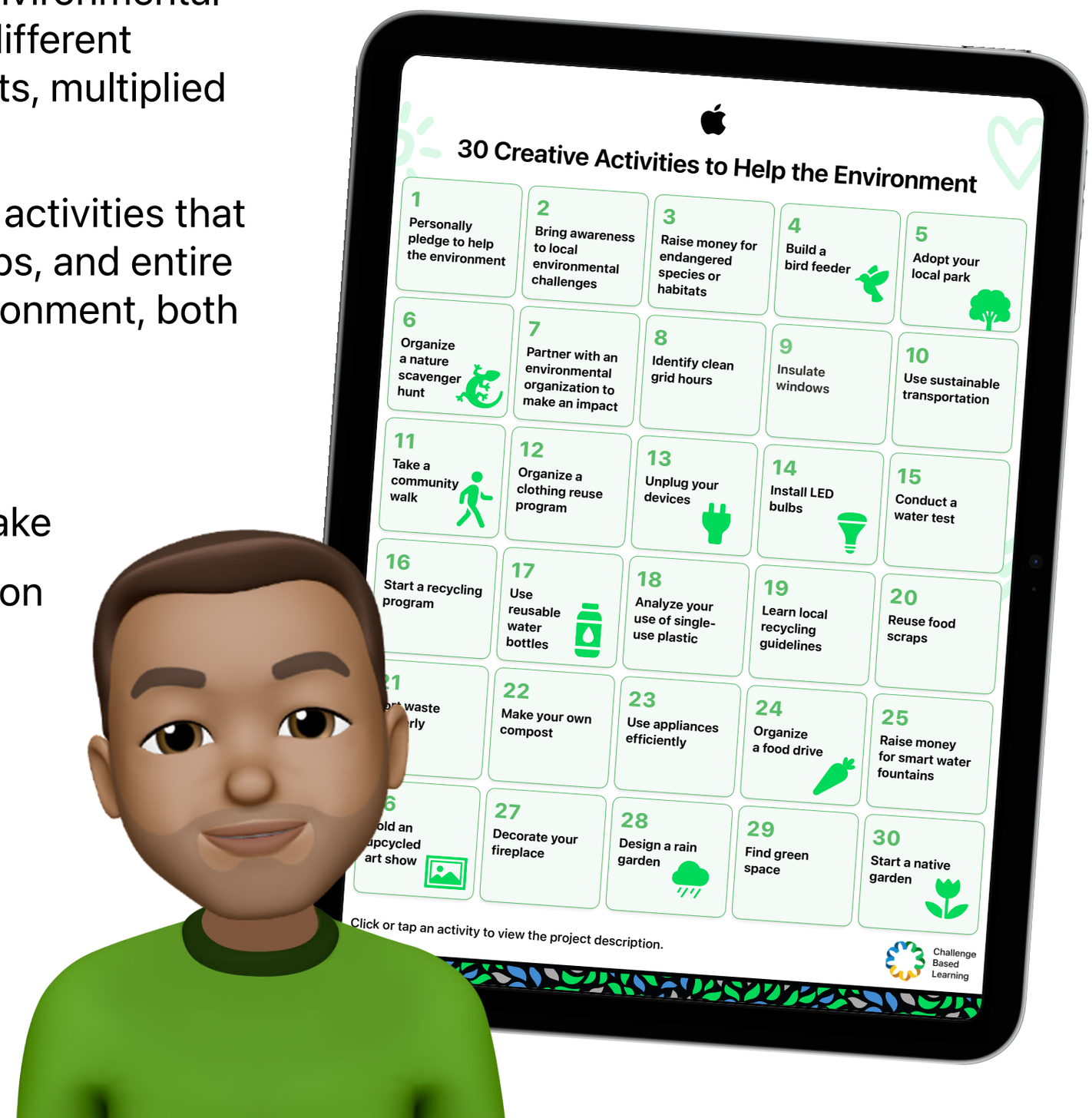

# Workbook

As you take on the Create a Better World Through Environmental Justice challenge, the companion workbook is a great way to begin outlining your thoughts and ideas.

Use the Create a Better World Through Environmental Justice workbook ›

# **Resources** | Challenge Based Learning

Explore these curated resources to help you work through the challenge, extend your learning, and tell your story. Or take on one of the other challenges!

**Challenge Based Learning**

- Challenge Based Learning
- Challenge Based Learning Guide
- Challenge Based Learning in Indonesia
- Write to Change the World: Challenge Based Learning for Persuasive Writing

**Apple Resources for Learning and Creativity**

- Apple Education Community
- Apple Teacher
- Everyone Can Create guides
- Apple Education Learning Series
- Research for Educators
- Elements of Learning

**Health Resources**

- Apple Health app
- Health app on Apple Watch
- Apple Fitness+

**Taking Action on Racial Equity and Justice Learning Challenge Series**

- Challenge 1: Create Opportunities for Meaningful Conversations About Race
- Challenge 2: Make a Positive Impact in Your Community
- Challenge 3: Create a Better World Through Environmental Justice
- Challenge 4: Help Shape a Healthier Society
- Challenge 5: Use the Power of Storytelling to Create Change

Challenge
Based
Learning

# **Resources** | Racial Equity and Justice

Build your knowledge about racial equity, and supplement your curriculum with these important resources. Use them to help you present a compelling and credible challenge that makes an impact.

- Racial Equity and Justice
- Equal Justice Initiative
- Learning for Justice
- Helping Students Make Sense of News Stories about Bias and Injustice
- ADL Education Glossary Terms
- Common Sense Media Resources About Race and Racism
- Greater Good in Education Resources to Support Anti-Racist Learning
- The King Center
- Nonviolence 365® Education and Training
- The King Philosophy — Nonviolence 365®



Diverse teams across Apple have worked together to create these guides, including our Apple Education, Apple Professional Learning, and Community Education Initiative teams, with input from Apple Distinguished Educators, Apple Distinguished Schools, Inclusion and Diversity, and Apple Health. This guide — and others in the series — is part of Apple's Racial Equity and Justice Initiative, a long-term effort to help ensure more positive outcomes for communities of color.

TM and © 2024 Apple Inc. All rights reserved.